

## Update on the Dengue situation in the Western Pacific Region

### Northern Hemisphere

#### China (no updates)

As of 31 December, there were 3,884 cases of dengue reported in 2015 for China, with majority of the cases being reported during September and October. From 1 to 31 December 2015, 62 dengue cases were reported with no associated deaths. The number of cases in the month of December decreased sevenfold compared to the number reported in the previous month (n=470) and lower than the number of cases reported in December 2014 (n=180) (Figure 1).

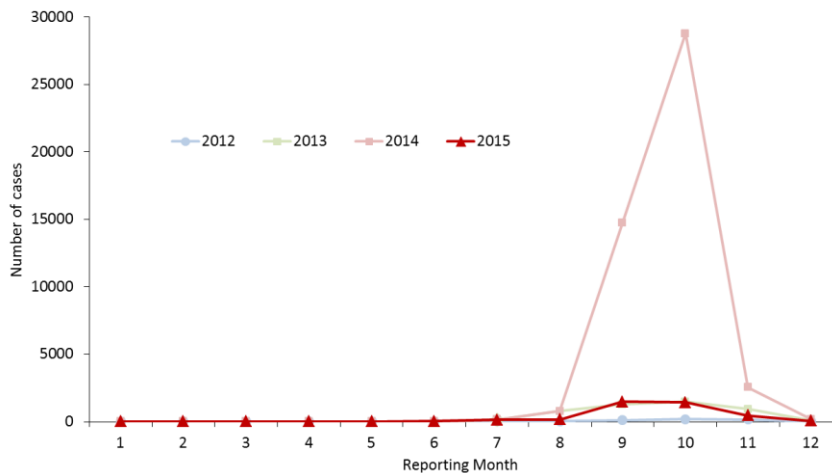


Figure 1: Number of dengue cases per month, China 2012-2015 (Source: National Health and Family Planning Commission)

#### Malaysia

From 10 to 16 January 2016, there were 3,500 cases of dengue reported, higher than the previous week (n=3,337). The number of cases exceeded the number for the same period in 2015 and exceeded the median number for 2011-2015. From 10 to 16 January 2016 there were 10 dengue deaths reported, bringing the total number of deaths for 2016 to 14, compared to a total of 8 deaths from the same reporting period in 2015.

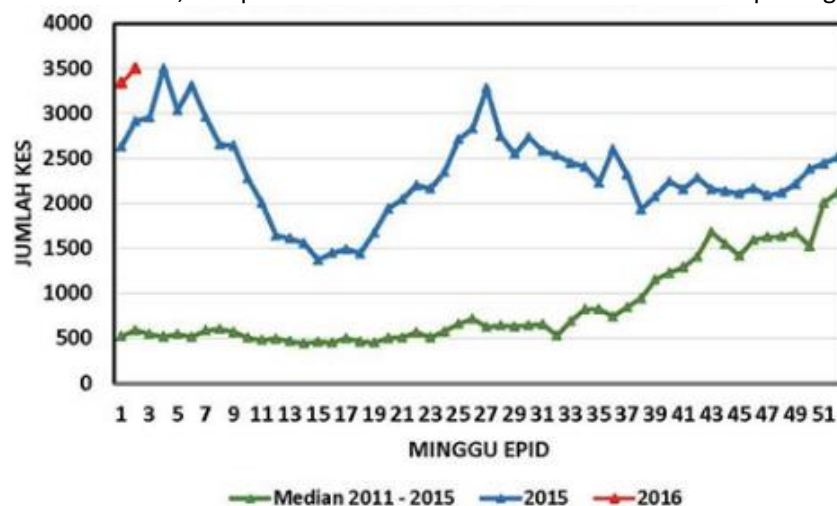


Figure 2: Number of dengue cases per week 2015-2016, Department of Health, Malaysia

## Philippines (no update)

As of 21 November 2015, there were 169,435 suspected cases of dengue, including 511 deaths, reported in Philippines. This is 59.5% higher compared with the same reporting period in 2014 (n=106,241) (Figure 3). From 15 to 21 November 2015 (week 46), there were 548 suspected cases of dengue reported. (NOTE: Case counts reported here do not represent the final number and will change after inclusion of delayed reports)

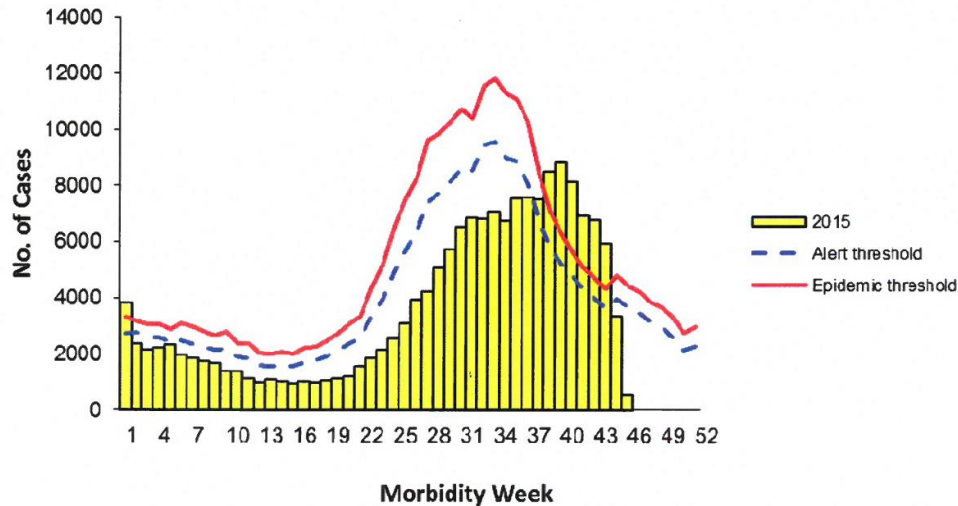


Figure 3: Number of dengue cases per morbidity week in 2015, Department of Health National Epidemiology Centre, Philippines

## Singapore

From 10 to 16 January 2016, 628 dengue cases were reported, higher than the previous week (n=549) and higher than the number reported for the same period in each of the last five years (2011-2015) (Figure 4). From November 2015, weekly case numbers have continued to increase in a trend that is not expected for the season.

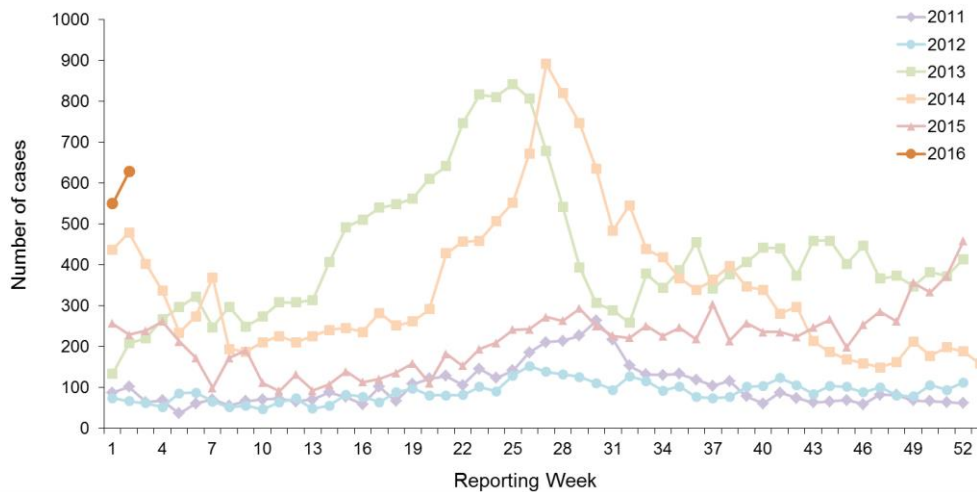


Figure 4: Number of dengue cases per week 2011-2016, Communicable Diseases Division, Ministry of Health Singapore

## Cambodia (no update)

As of 29 December 2015, there were 15,412 cases of dengue, including 38 deaths [CFR=0.2%], reported in Cambodia. The number of cases is decreasing and it follows a similar trend to that observed in 2011 to 2014. In the week ending 29 December 2015, there were 183 cases reported, which is higher than the previous week (n=65) (Figure 5).

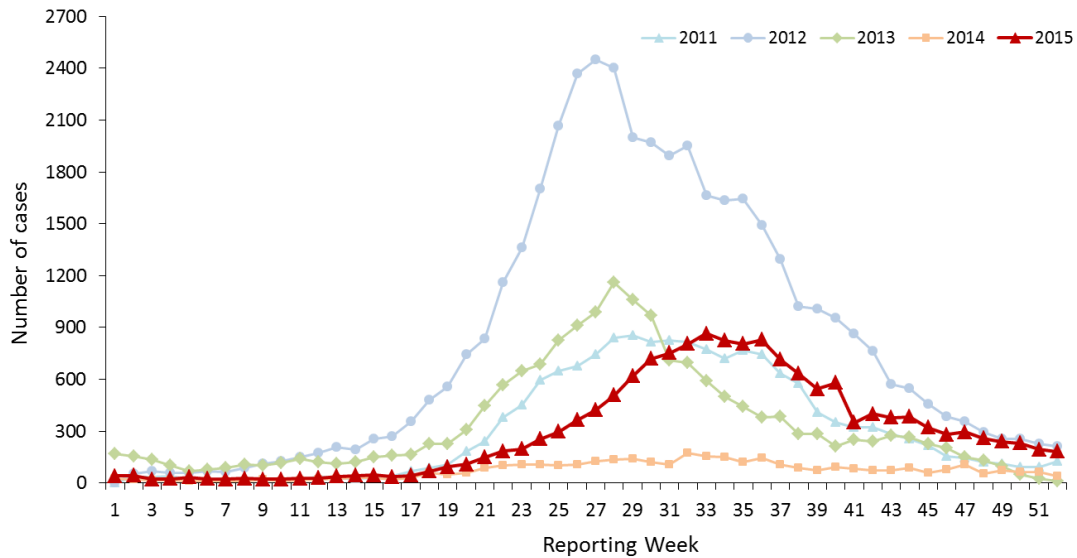


Figure 5: Number of dengue cases per reporting week from sentinel hospital sites, 2011-2015, Ministry of Health Cambodia

## Lao PDR

As of 15 January 2016, there were 43 cases of dengue and no deaths reported in Lao PDR for 2016. From 9 to 15 January 2016, 15 dengue cases were reported, which is higher than the previous week (n=12) (Figure 6). There is no country level alert for the week ending 15 January 2016.

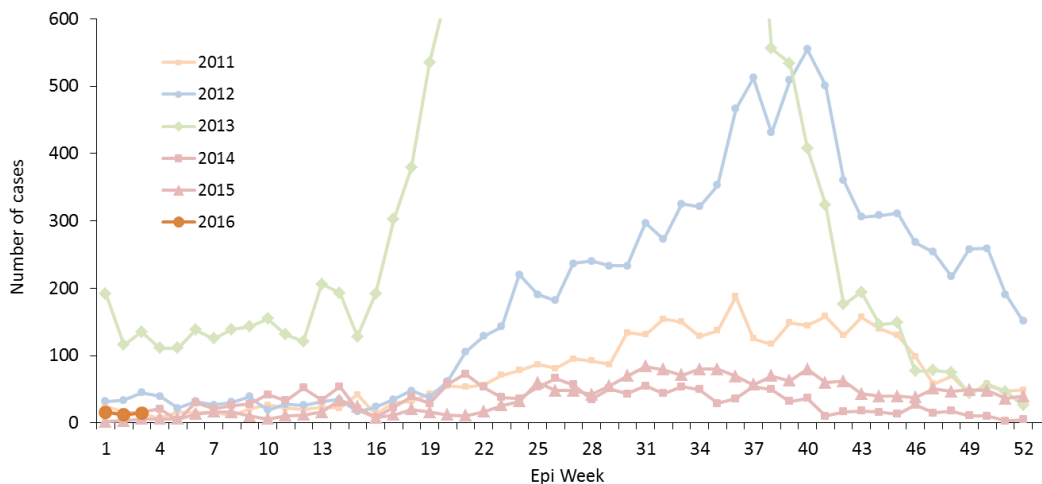


Figure 6: Number of dengue cases per week, 2011-2016, National Center for Laboratory and Epidemiology, Ministry of Health Lao PDR

## Viet Nam

As of 31 December 2015, there were 97,476 cases of dengue, including 61 deaths, reported in 54 out of 63 provinces in Viet Nam. The cumulative number of cases reported in 2015 was higher than cases reported in 2014 for the same reporting period and is also higher than the median in 2010-2014 for the same reporting period (Figure 7). In December 2015, there were 17,033 cases reported including 8 deaths. Compared to November (20,910 cases and 10 deaths), the number of cases decreased by 18.5%.

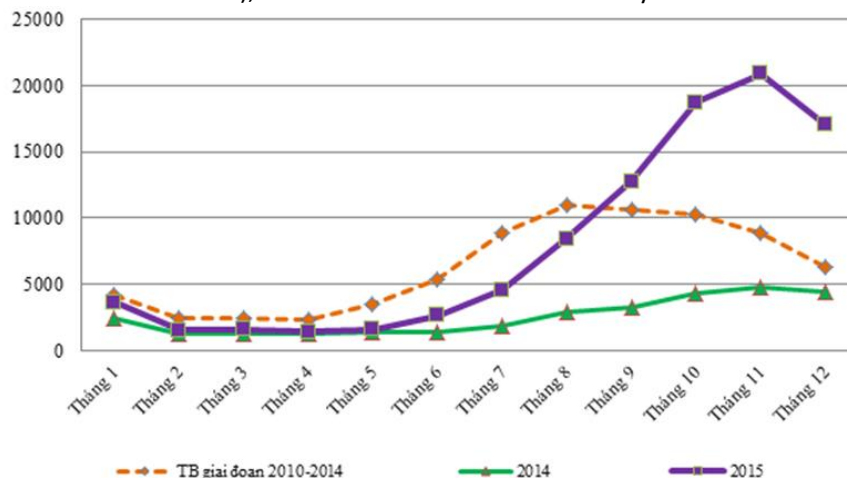


Figure 7: Number of dengue cases reported by month in 2015 compared to 2014 and median number of 2010-2014 period, General Department of Preventative Medicine, Ministry of Health, Viet Nam

## Southern Hemisphere

### Australia

As of 31 December 2015, there were 1,682 laboratory-confirmed dengue cases in Australia. In 2015, 79 cases were reported in December. This is lower than the same reporting period of last year (n=107). The number of reported cases was consistent with previous years (n=1720 in 2014) and follows seasonal trend (Figure 8).

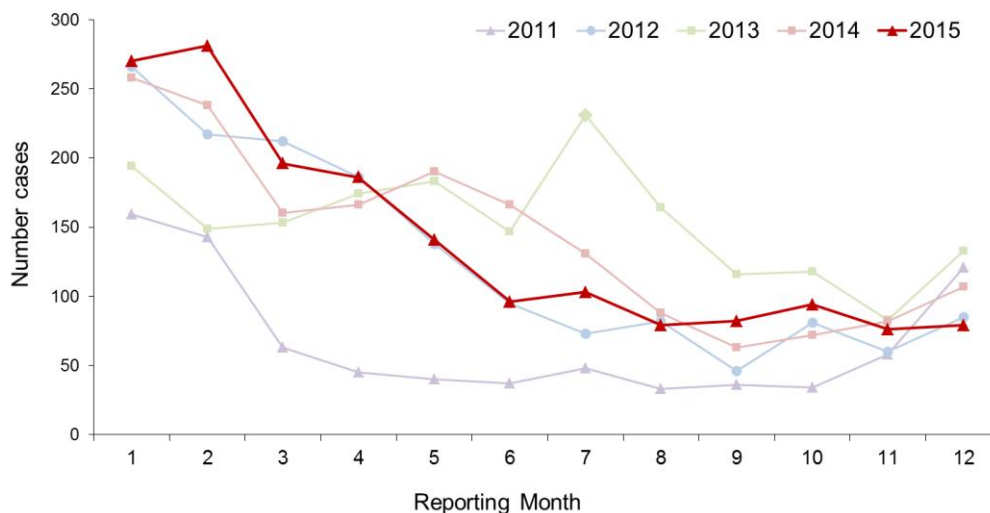


Figure 8: Number of reported laboratory-confirmed dengue cases per month 2011-2015, Department of Health, Australia

## Pacific Islands Countries and Areas

### French Polynesia

From 1 to 17 January 2016, 120 confirmed dengue cases were reported in French Polynesia (Figure 9) including 12 hospitalizations (3 severe cases). Thirty-eight (38) of the 120 cases were confirmed as DENV-1 infection. Case numbers in weeks 1 and 2 of 2016 substantially exceeded the epidemic threshold.

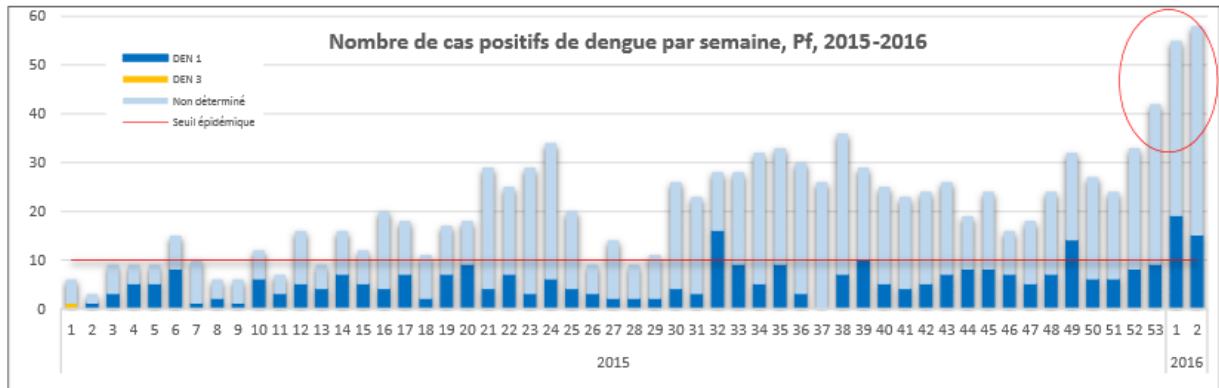


Figure 9: Number of laboratory-confirmed cases of dengue per week in 2015-2016, Centre for Occupational Health and Public Safety, French Polynesia

### Papua New Guinea

A total of 170 cases were seen at the Daru Hospital Outpatient department, Daru, Western Province from the 4th of November 2015 to the 8th of January 2016. There were a total of 126 clinical cases and 44 confirmed cases (2 confirmed by PCR as DENV-2). Age of cases ranged between 6 years – 35 years of age with under 5 year olds representing 12 % (21/170) of cases. Seven (7) severe clinical cases were admitted. All have recovered and were discharged.