

ANNUAL PEACE AND SECURITY REVIEW 2020

FAST FACTS

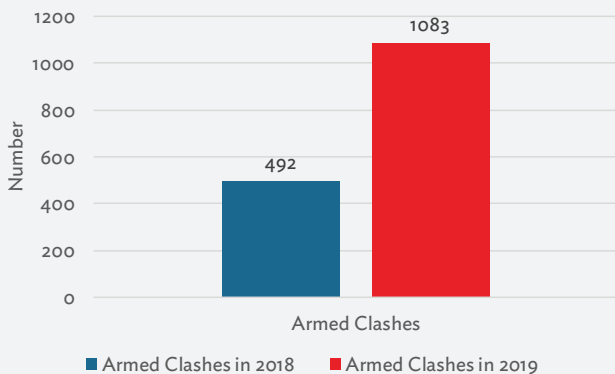


Figure 1. Comparison of armed clashes in 2018 and 2019

“

Compared to 2018, the number of armed clashes increased 176 percent in 2019.

In 2019, the Township-based Conflict Monitoring System (TCMS) recorded 1,083 armed clashes. It also recorded 185 incidents involving mines or improvised explosive devices (IED) for a total of 1,268 armed incidents nationwide in 2019.

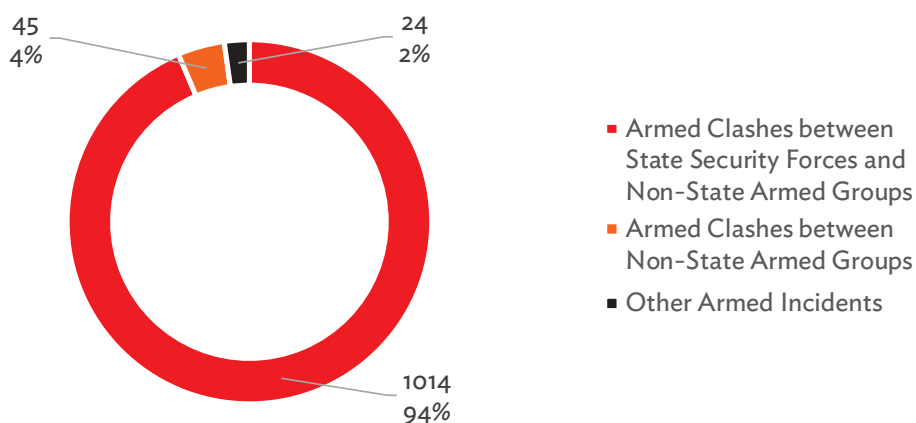


Figure 2. Nationwide armed clashes in 2019 by category

“

Myanmar saw a dramatic rise in the incidence of armed conflict in 2019. In comparison, MIPS recorded only 492 armed clashes and 158 mine or IED-related incidents for a total of 650 armed incidents nationwide in 2018.

The rise in armed conflict in 2019 was driven primarily by two conflicts: that between the Arakan Army (AA) and Tatmadaw, and that between the Ta'ang National Liberation Army (TNLA) and Tatmadaw. Together, these conflicts accounted for 81% of all armed clashes recorded in 2019.

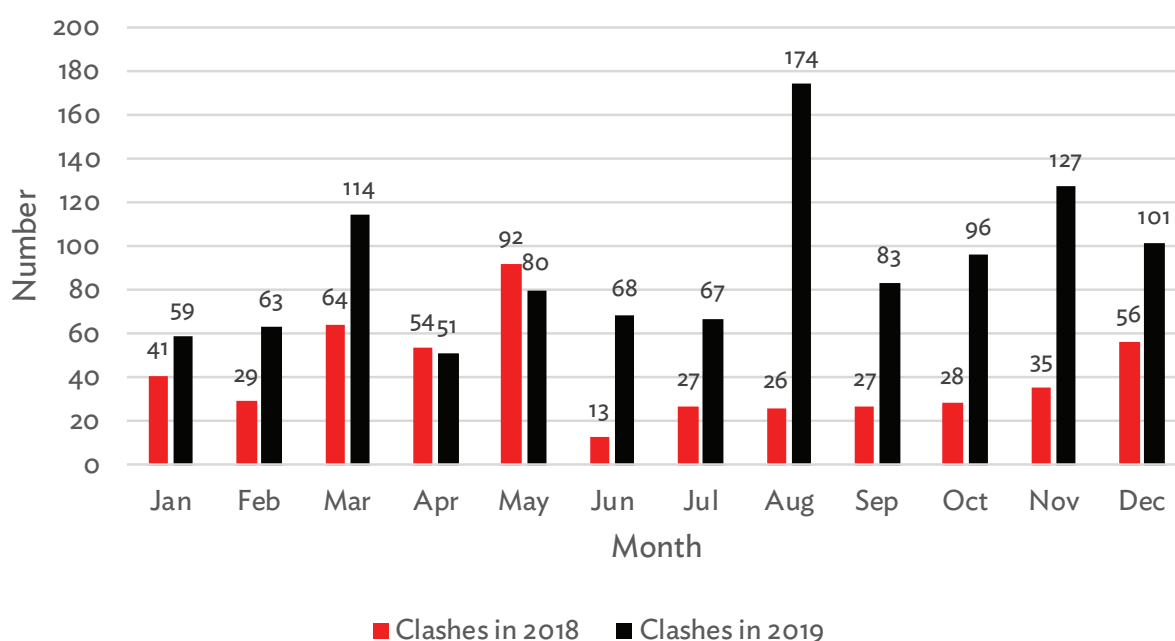
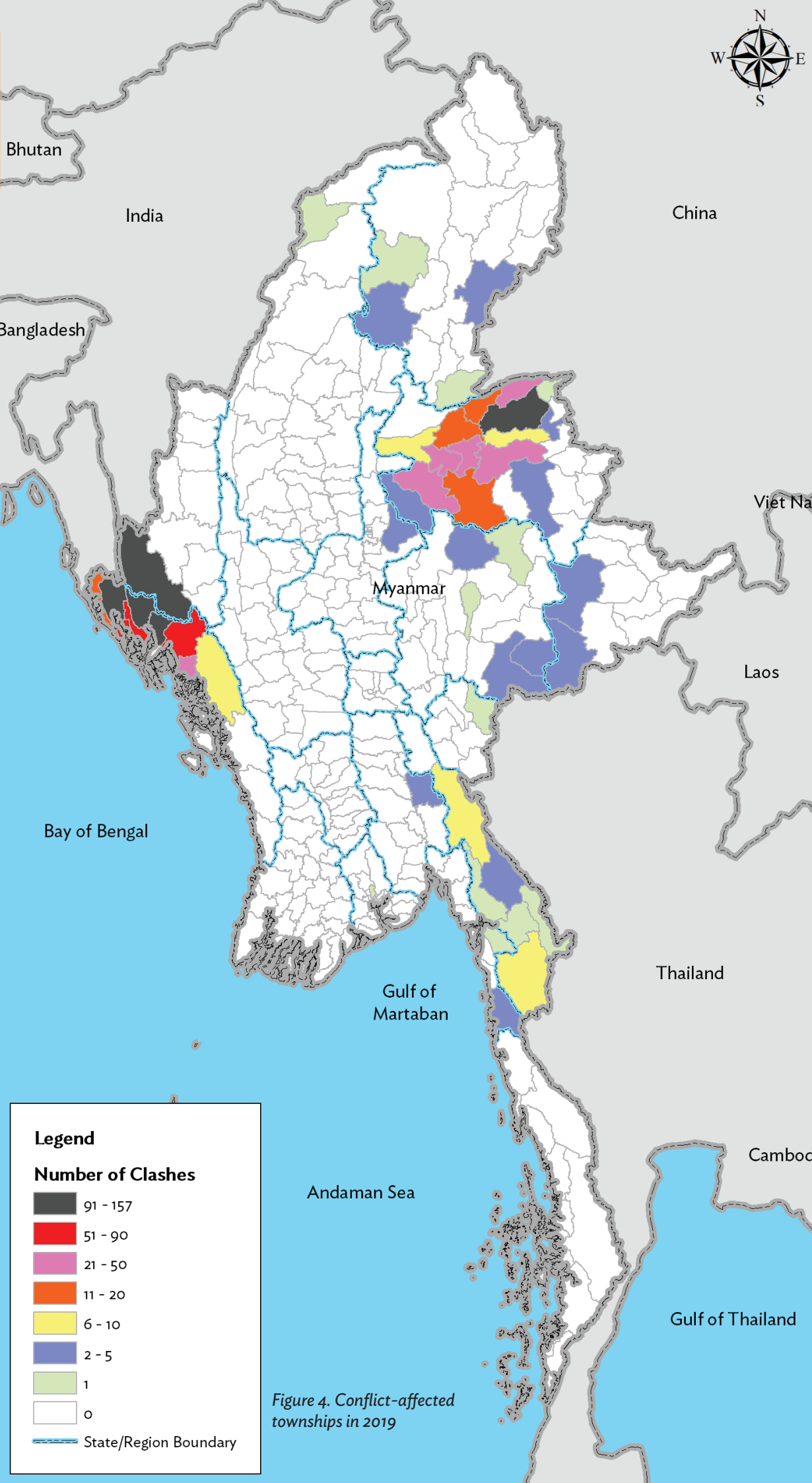


Figure 3. Comparison of nationwide armed clashes in 2018 and 2019 by month

Fighting Pairs	Low Estimate	High Estimate
AA vs State Security Forces	800	1500
PSLF/TNLA vs State Security Forces	80	120
RCSS/SSA vs State Security Forces	8	15
KIA vs State Security Forces	7	12
Unknown vs State Security Forces	11	11
MNDAA vs State Security Forces	6	10
SSPP/SSA vs State Security Forces	5	10
KNU vs State Security Forces	3	8
RCSS/SSA vs PSLF/TNLA	4	8
ARSA vs State Security Forces	3	6
DKBA-Splinter vs State Security Forces	1	5
KNU VS NMSP/MNLA	5	5
NMSP/MNLA vs State Security Forces	1	1
Total Estimate of Combatants Killed in 2019	934	1711

Table 1. Estimate of combatants from all sides killed in 2019



The Township-Based Conflict Monitoring System (TCMS) identified 50 townships in 2019 that experienced one or more armed incidents, meaning either armed clashes or incidents involving mines or improvised explosive devices (IED).

The highest concentration of armed clashes in 2019 was recorded in northern Rakhine and southern Chin states, where the conflict between the Arakan Army (AA) and Tatmadaw placed seven townships among the top ten most affected.

Shan State experienced the second highest concentration of clashes and affected townships in 2019 due to the conflict between the Tatmadaw and Ta'ang National Liberation Army (TNLA). Kutkai Township, for example, experienced 157 armed incidents in 2019, making it the number one township in terms of the most armed clashes recorded in any township during 2019.

Figure 4. Conflict-affected townships in 2019

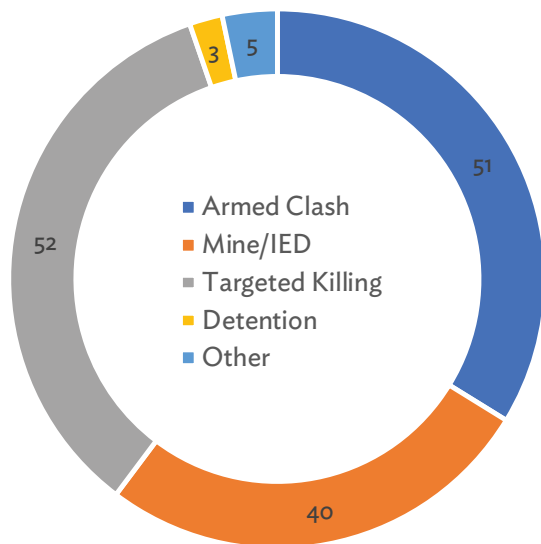


Figure 5. Nationwide conflict-related civilian fatalities in 2019 by category

MIPS recorded at least 51 civilians who were killed by armed clashes, 40 killed by mines or IEDs, 52 who were victims of targeted killings, and three who died during detention in 2019. Five more civilians were killed in other conflict-related events, such as the intentional destruction of private property.

In 2019, at least 171 civilians were wounded by armed clashes, 152 by mines or IEDs, and 22 during attempted targeted killings. One civilian was injured during detention, and another 28 were tortured. Ten more civilians were injured or wounded during other conflict-related events.

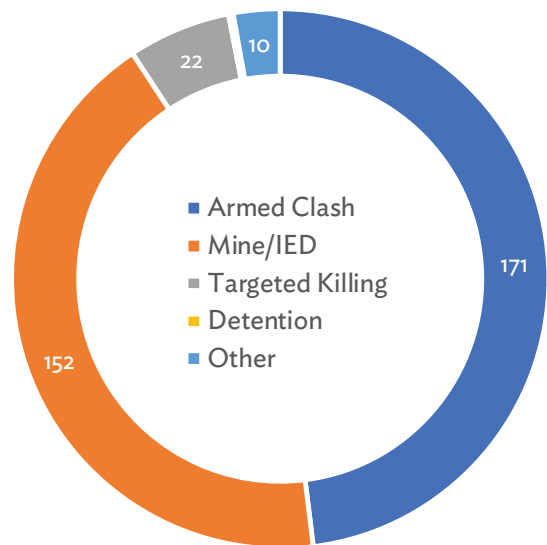


Figure 6. Civilians wounded by conflict-related events nationwide in 2019 by category



The Myanmar Institute for Peace and Security (MIPS) is a non-governmental, non-partisan think tank providing principal stakeholders with the insight needed to navigate the ongoing peace and security transition in Myanmar.

-  info@mips-mm.org
-  www.mips-mm.org
-  fb.com/mipsmmorg
-  [@mipsmmorg](https://twitter.com/mipsmmorg)
-  193, Yeikthar 1st Street, Waizayantar Residence, Thingangyun Township, Yangon, Myanmar